

# NEATH PORT TALBOT COUNTY BOROUGH COUNCIL

## CHILDREN, YOUNG PEOPLE AND EDUCATION SCRUTINY COMMITTEE

### REPORT OF THE HEAD OF COMMISSIONING AND SUPPORT SERVICES – A. THOMAS

28 April 2016

#### Matter for Monitoring

Wards Affected: All

### Children and Young People Services – Key Priority Indicators

#### Purpose of the Report

1. To advise Members of performance against Key Priority Indicators numbered 5 to 9 for the period 1<sup>st</sup> to 31<sup>st</sup> March 2016.

#### Executive Summary

2. Priority Indicators to be discussed:-

- **Priority Indicator 5** – The Number of Looked After Children (LAC) by Placement Type
- **Priority Indicator 6** – The Number of Children who have been Discharged from Care and Subsequently Re-admitted within a 12 month period
- **Priority Indicator 7** – The Number of cases held within the service categorised by status on a quarterly basis: – Child Protection, Looked After or Child in Need
- **Priority Indicator 8** – The Number of Cases ‘Stepped Up / Stepped Down’ between CYPS and Team around the Family (TAF)
- **Priority Indicator 9** - The Percentage of Children Looked After during the year with a Personal Education Plan within 20 School Days of Entering Care or Joining a New School.

## **Background**

3. Children, Young People and Education Scrutiny Committee have previously agreed a set of 9 Priority Performance Indicators to be scrutinised during 2015-16. These indicators will be discussed at alternate meetings of the Committee (4 one month, 5 the next month). For the purpose of this report, Indicators 5-9 are being reported.

## **Financial Impact**

4. After consideration, this is not applicable.

## **Equality Impact assessment**

5. After consideration, this is not applicable.

## **Workforce Impacts**

6. After consideration, this is not applicable.

## **Legal Impacts**

8. This progress report is prepared under:
  - i) Local Government (Wales) Measure 2009 and discharges the Council's duties to "make arrangements to secure continuous improvement in the exercise of its functions".
  - ii) Neath Port Talbot County Borough Council Constitution requires each cabinet committee to monitor quarterly budgets and performance in securing continuous improvement of all the functions within its purview.

## **Risk Management**

9. After consideration, this is not applicable.

## **Consultation**

10. No requirement to consult.

## **Recommendations**

11. Members monitor performance contained within this report.

## **Reasons for Proposed Decision**

12. Matter for monitoring. No decision required.

## **Implementation of Decision**

13. After consideration, this is not applicable.

## **Appendices**

14. Section 1 - Key Priority Indicator Information (5-9) for March 2016

## **List of Background Papers**

15. None

## **Officer Contact**

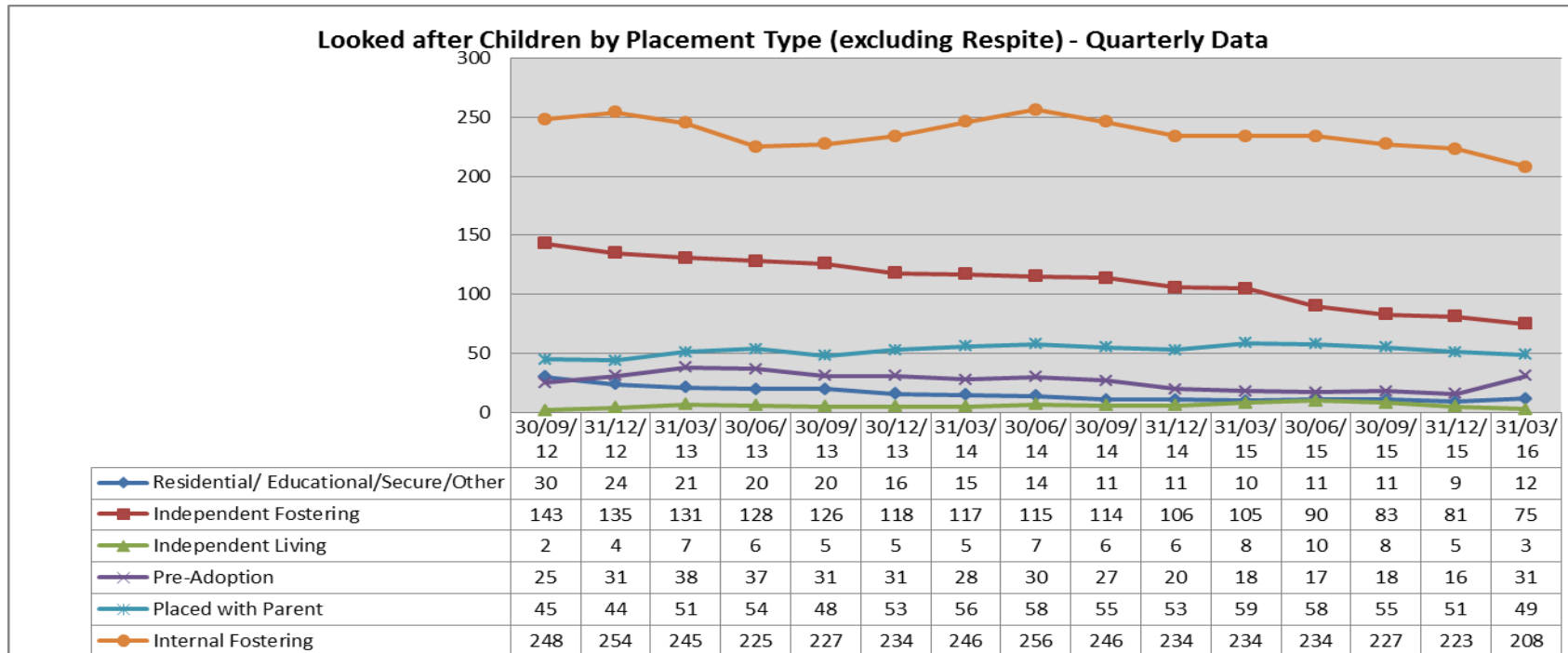
David Harding - Performance Management Team

Telephone: 01639 685942

Email: [d.harding@npt.gov.uk](mailto:d.harding@npt.gov.uk)

## SECTION 1 - Key Priority Performance Indicators (March 2016)

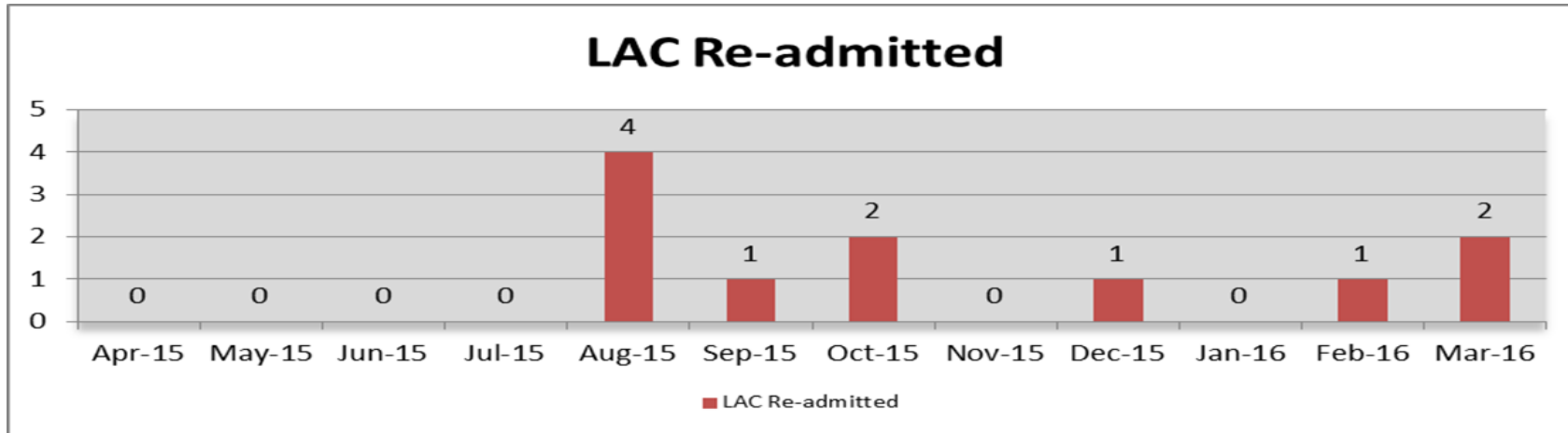
- Priority Indicator 5 – The Number of Looked After Children (LAC) by Placement Type



**Number of Children Looked After – as at 31<sup>st</sup> March 2016= 378**

Placement Type / Date	Residential/ Educational/Secure/Other	Independent Fostering	Independent Living	Pre-Adoption	Placed with Parent	Internal Fostering
31/03/16	12	75	3	31	49	208

- **Priority Indicator 6 – The Number of Children who have been Discharged from Care and subsequently Re-admitted within a 12 month period**



Date	Number Re-admitted
April 2015	0
May 2015	0
June 2015	0
July 2015	0
August 2015	4
September 2015	1
October 2015	2
November 2015	0
December 2015	1
January 2016	0
February 2016	1
March 2016	2*

**\*Social Workers' comments regarding the 2 children (for the purpose of confidentiality, referred to below as *Child 'A'* and *Child 'B'*) re-admitted into care within 12 months – March 2016:-**

### **Child A**

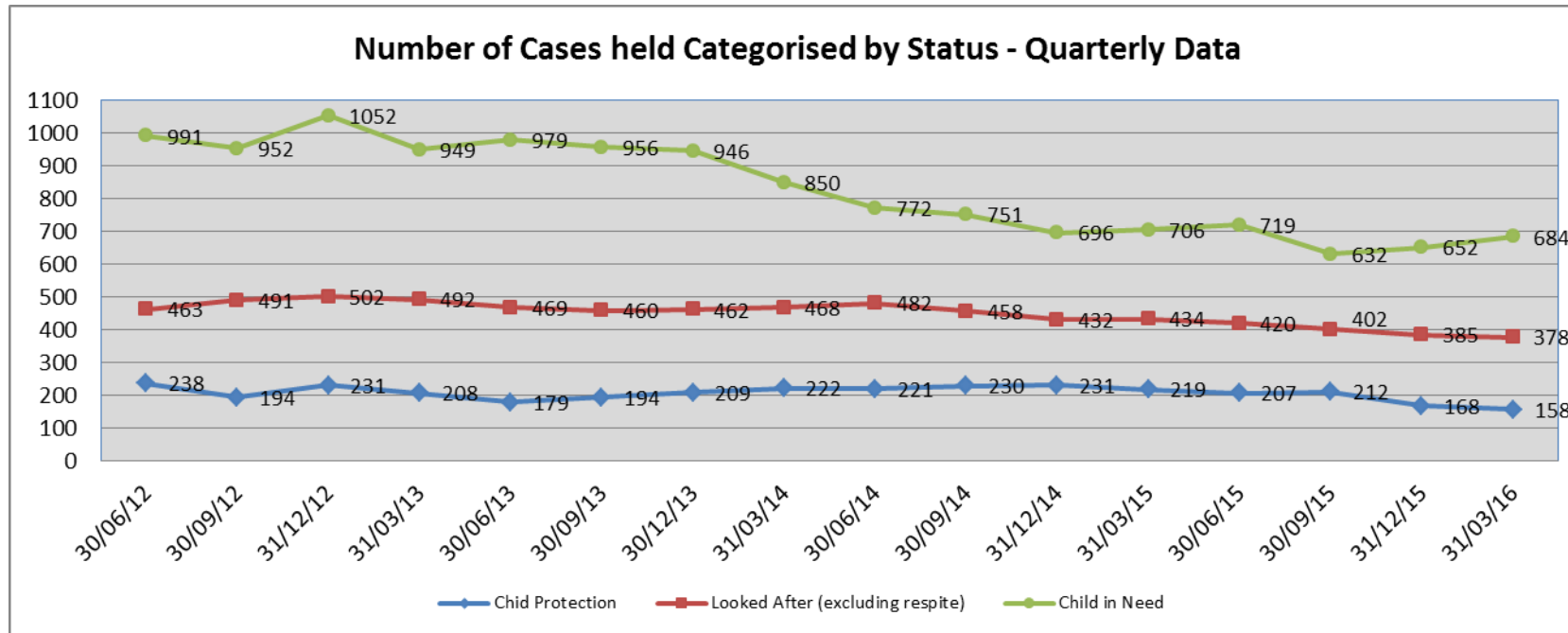
Child 'A's relationship with mum has broken down. Child 'A' was provided with an emergency supported lodgings placement via DEWIS however this was unsuccessful; DEWIS have no alternative placements. All other avenues have been exhausted. Child 'A' returned to the care of Mum, however upon attending a pre-arranged mediation meeting on the 31/03/16 with the Team Manager and Case Manager, Mum abandoned Child 'A' at the meeting and is refusing to them returned to her care.

### **Child B**

Child 'B' was re-admitted to care following a number of episodes of self harm.

Child 'B' was not engaging with the community plan which involved CAMHS, who then provided a report to the department to support us in identifying the best placement and treatment for the child. A residential therapeutic placement was identified as the best placement for the child in terms of providing support to help address the difficulties in a safe and secure environment. Child 'B' agreed and signed to be accommodated and identifies the need of support. Child 'B' is currently doing well in the current placement which is reviewed on a weekly basis.

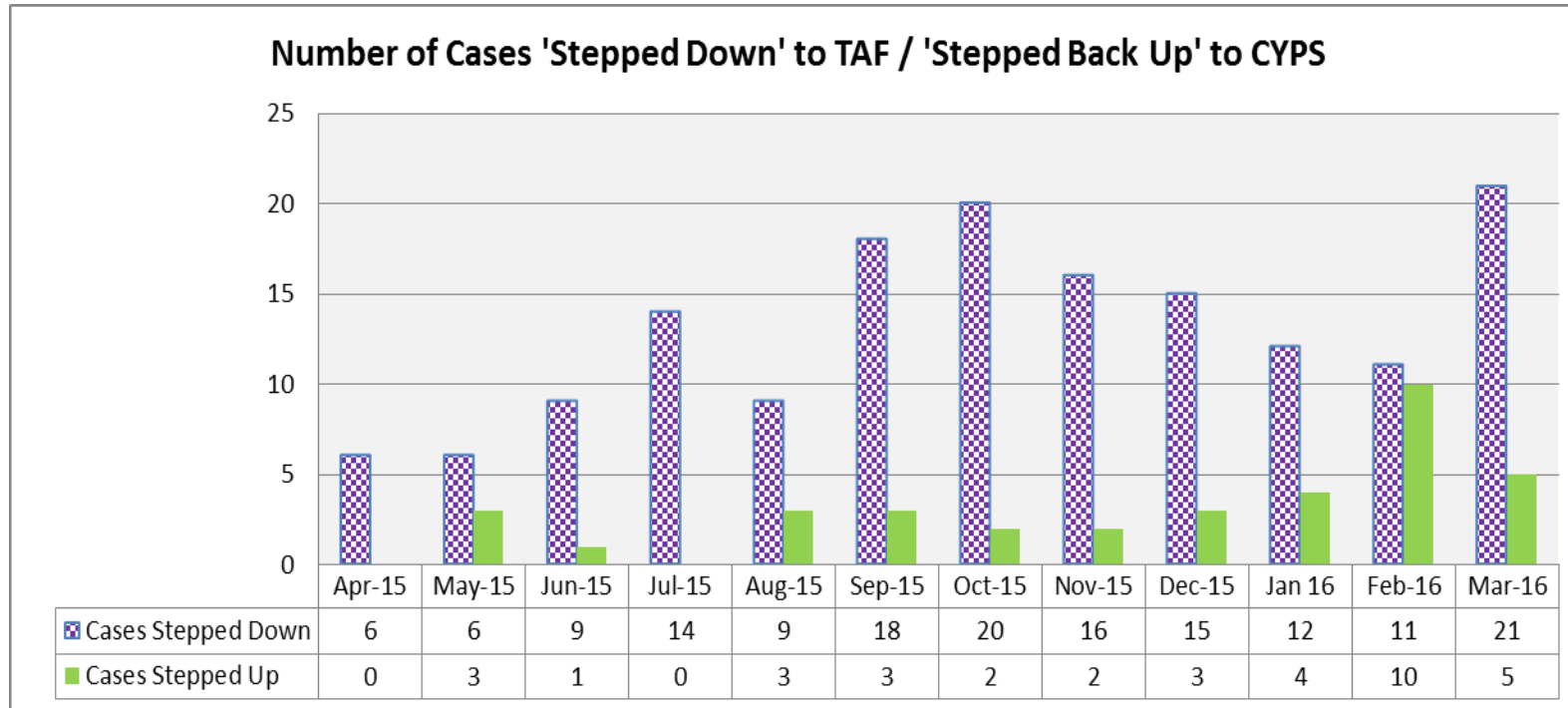
- **Priority Indicator 7 – The Number of Cases held within the Service categorised by status on a quarterly basis: – Child Protection, Looked After or Child in Need**



**Position as at 31<sup>st</sup> March 2016:-**

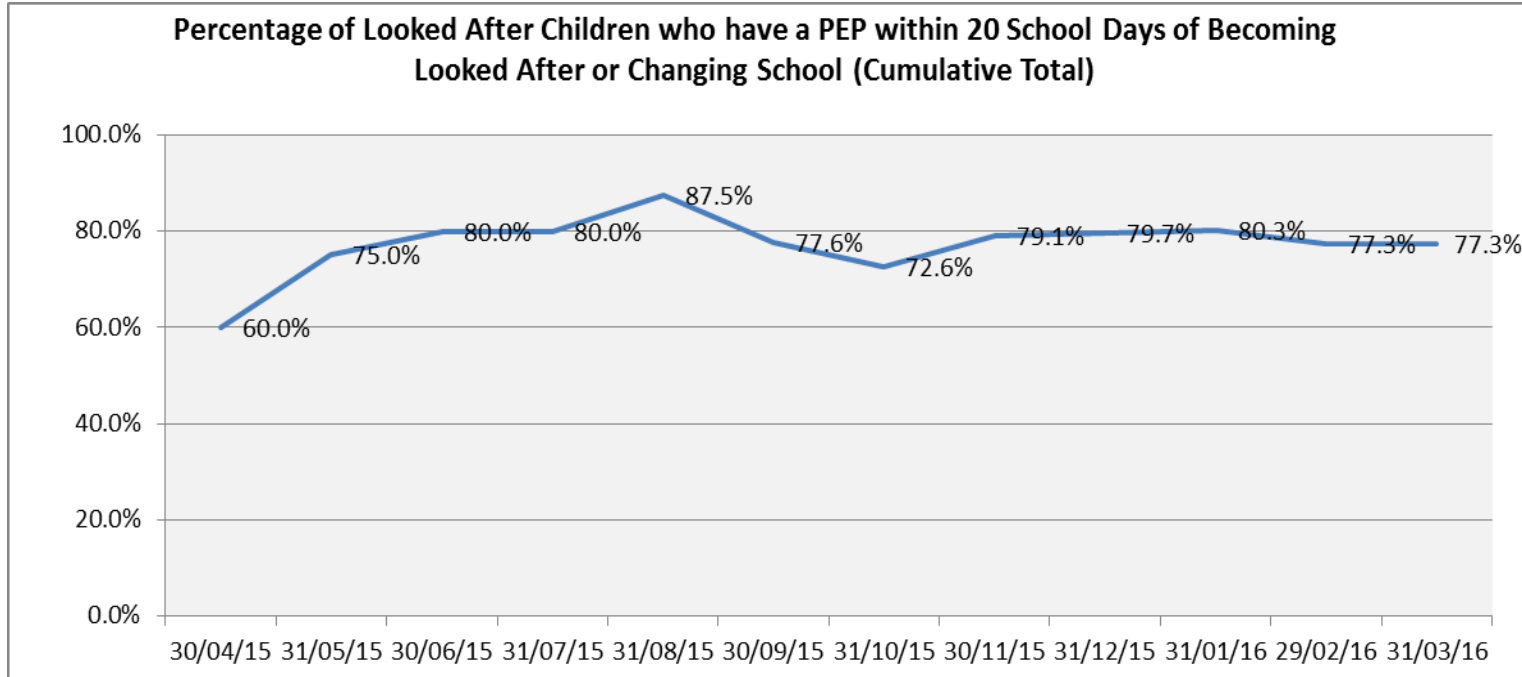
- Child in Need - 684
- Looked After (Excluding Respite) – 378
- Child Protection – 158

- **Priority Indicator 8 – The Number of Cases ‘Stepped Down / Stepped Up’ between CYPS and Team around the Family (TAF)**





- **Priority Indicator 9 - The Percentage of Children Looked After during the year with a Personal Education Plan within 20 School Days of Entering Care or Joining a New School.**



Date	Number of Children Admitted into Care	Of those Children Admitted into Care, the number with a PEP within 20 School Days		Number of Children with a Change of School	Of those Children with a Change of School, the number with a PEP within 20 School Days	Total number of PEPs due within 20 School Days	Total number of PEPs completed within 20 School Days	Percentage of PEPs completed within 20 School Days
30/04/15	2	2		3	1	5	3	60.0%
31/05/15	2	2		1	1	3	3	75.0%
30/06/15	2	2		0	0	2	2	80.0%
31/07/15	0	0		0	0	n/a	n/a	80.0%
31/08/15	6	6		0	0	6	6	87.5%
30/09/15	1	1		41	30	42	31	77.6%
31/10/15	2	2		2	1	4	3	72.6%
30/11/15	0	0		5	5	5	5	79.1%
31/12/15	2	2		0	0	2	2	79.7%
31/01/16	0	0		2	2	2	2	80.3%
29/02/16	3	1		1	0	4	1	77.3%
31/03/16	0	0		0	0	0	0	77.3%